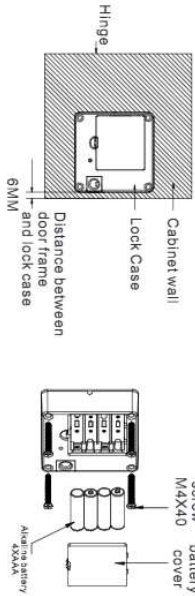


BF08 USER MANUAL

INSTALLATION INSTRUCTION

1. How to install on casement door

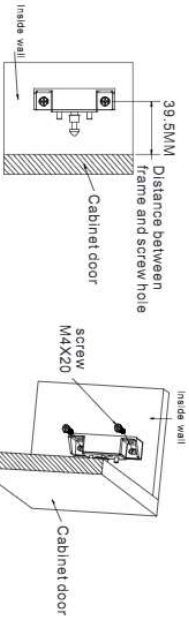
- I. Install the lock body, see PIC 1, then fix up by screw M 4X40 (4 PCS), see PIC 2



PIC 1

PIC 2

- II. Install striking plate at proper height, so that the latch can lock into the case see PIC 3, then fix up by screw M 4X20 (2 PCS), see PIC 4



PIC 3

PIC 4

- ### Feature
1. Magnetic Hidden lock, simple and keyless
 2. Easy to operate, Mifare-1 card control, 1 card can control different locks
 3. Mifare-1 card and cam lock, more security.
 4. Stainless steel latch
 5. Low battery warning; door keeps open if low battery

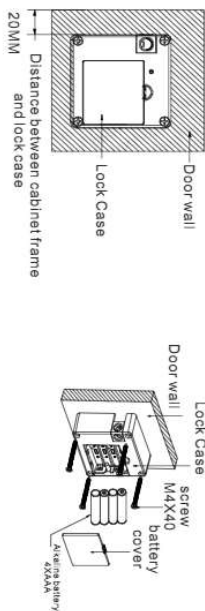
Component	
Lock Case	
Striking Plate	
Screws	
Sticker	

User Manual

- #### Step1: Mode Selection
- Use a long pin or needle to press the reset for 1 sec
 - A (1) long beep, then five (5) single beeps, single mode
 - Use a long pin or needle to press the reset for 2 sec
 - A (1) beep, then five (5) double beeps, dual mode

2. How to install on sliding door

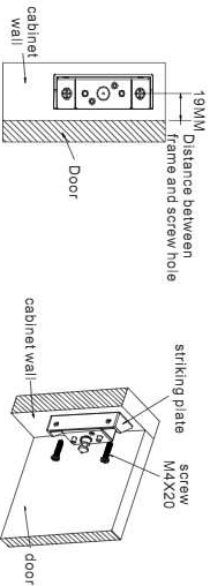
- I. Install the lock body, see PIC 5, then fix up by screw M 4X40 (4 PCS), see PIC 6



PIC 5

PIC 6

- II. Install striking plate at proper height, so that the latch can lock into the case see PIC 7, then fix up by screw M 4X20 (2 PCS), see PIC 8



PIC 7

PIC 8

Step2: Master card

- The first and second cards are the master card

Step3: User card

- Use the master card touch induction zone, a beep
- Use a new card touch induction zone, user card enabled

Step 4: Open the door

I Single Mode

- Use the user card touch induction zone, a beep
- Two (2) beeps, solenoid release, push door open
- Latch will be out in 6 sec after opened, then push the door closed, door locks automatically

II Dual Mode

- Use the user card touch induction zone, a (1) beep, then touch another user card
- Two (2) beeps, solenoid release, push door open
- Latch will be out in 6 sec after opened, then push the door closed, door locks automatically

Note:

1. A lock can set 2 master cards and 13 user card
2. The master card can set different locks
3. Master card can open the lock for any emergency.

Low Battery

- Eight (8) beeps after door open, then eight (8) beeps and lock keeps open. It indicates low battery and need to change the battery immediately.

III. Installation complete



Casement Door Cabinet

Sliding Door Cabinet

Note:

1. Door thickness is lower than 10MM, screws need to change to shorter ones.
2. It's not suitable for door thickness more than 40MM